

Monthly Factsheet OCTOBER 2015

Davy Ethical Equity Fund

FUND OBJECTIVE

The Davy Ethical Equity Fund (the 'Fund') is suitable for those investors who have a time horizon of at least five years and seek a fund that invests in an ethical manner in a range of global companies located in Europe, North America, Australasia and the Far East. The aim of the Fund is to achieve long-term capital growth. The objective will be achieved through investment in a portfolio of 'blue chip' global companies chosen on the basis of ethical ('socially responsible') criteria.¹

KEY FACTS (at 31st October 2015)

Fund Manager	Des Flood & Team
Size	€46 million
Unit Type	Accumulating
Legal Status	UCITS ²
No. holdings	77
Benchmark	MSCI World Index
Dealing Day	Daily All orders must be received by 10.00 a.m. (Irish time) on the Business Day immediately preceding the relevant Dealing Day

ISIN	
Class A	IE00BRJL3T29

Sedol	
Class A	BRJL3T2

Launch Date	
Class A	10/05/2011

Initial Charge	
Class A	Up to 5%

Ongoing Charge³	
Class A	0.79%

Minimum Subscription	
Class A	€500

Net Asset Value⁴ (at 31 October 2015)	
Class A	€180.39

Year-to-date Simulated Performance	
Class A	11.9%

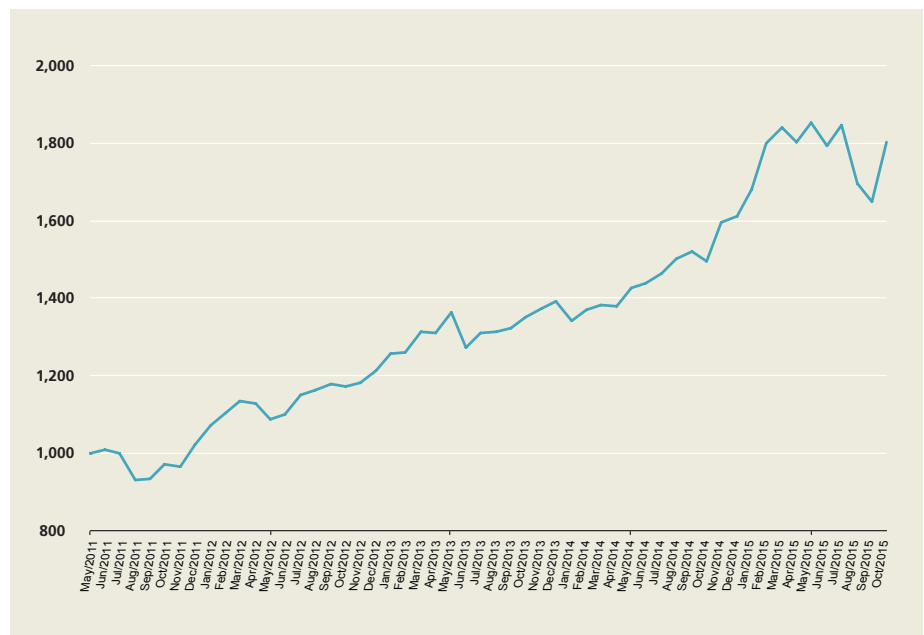
¹ There is no guarantee the the Fund will meet its objective.

² The assets of the Ethical Equity Fund, a sub-fund of the Davy Equity Trust (non-UCITS) were transferred to a new sub-fund of Davy Funds plc (UCITS), which is also named the Davy Ethical Equity Fund, on 12th December 2014. The same Strategy applies to both sub-funds. NAV and Strategy performance relate to Class A accumulating share class. Calculations are NAV to NAV.

³ Taken over the year.

⁴ Source: Northern Trust.

FIGURE 1: Simulated Performance for Ethical Equity Strategy to 31st October 2015



Source: Davy Asset Management/Bloomberg

TABLE 1: Simulated Performance for Ethical Equity Strategy (Net of Fees to 31st October 2015)⁵

Rolling Fund Performance	1 Month	3 Month	YTD	1 Year	3 Yrs (p.a)	Since Launch
Class A €	9.5%	-2.3%	11.9%	20.7%	15.5%	80.4%
MSCI WORLD €	9.1%	-2.9%	11.1%	19.1%	17.8%	78.0%

TABLE 2: Calendar Year Performance (Net of Fees)⁵

Calendar Year Performance	2014 (%)	2013 (%)	2012 (%)	2011 (%)	2010 (%)
Class A €	15.8%	14.6%	18.7%	-	-
MSCI WORLD €	19.5%	21.2%	14.0%	-	-

Source: Davy Asset Management/Bloomberg

For illustrative purposes the performance of the Ethical Equity Strategy is being displayed, which encompasses both the past performance of the Ethical Equity Fund, a sub-fund of the Davy Equity Trust (non-UCITS), from 11th May 2011 to 11th December 2014 and the past performance of the Ethical Equity Fund, a sub-fund of Davy Funds plc (UCITS), from its launch date on 12th December 2014 to 31st October 2015.

WARNING: These figures are estimates only. They are not a reliable guide to the future performance of this investment. The return on investments denominated in non-euro currencies may be affected by changes in currency exchanges rates.

⁵ 1M: 30/09/2015 - 31/10/2015	Since Launch: 10/05/2011 - 31/10/2015
3M: 31/07/2015 - 31/10/2015	2012: 31/12/2011 - 31/12/2012
YTD: 31/12/2014 - 31/10/2015	2013: 31/12/2012 - 31/12/2013
1Yr: 31/10/2014 - 31/10/2015	2014: 31/12/2013 - 31/12/2014
3Yr: 31/10/2012 - 31/10/2015	

FIGURE 2: Geographical Allocation⁶

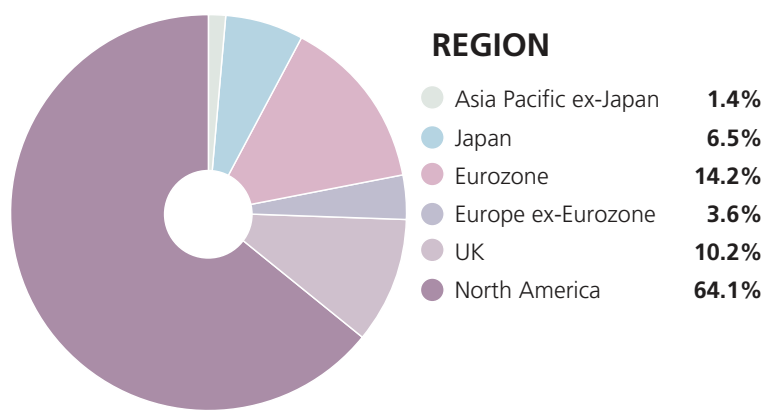
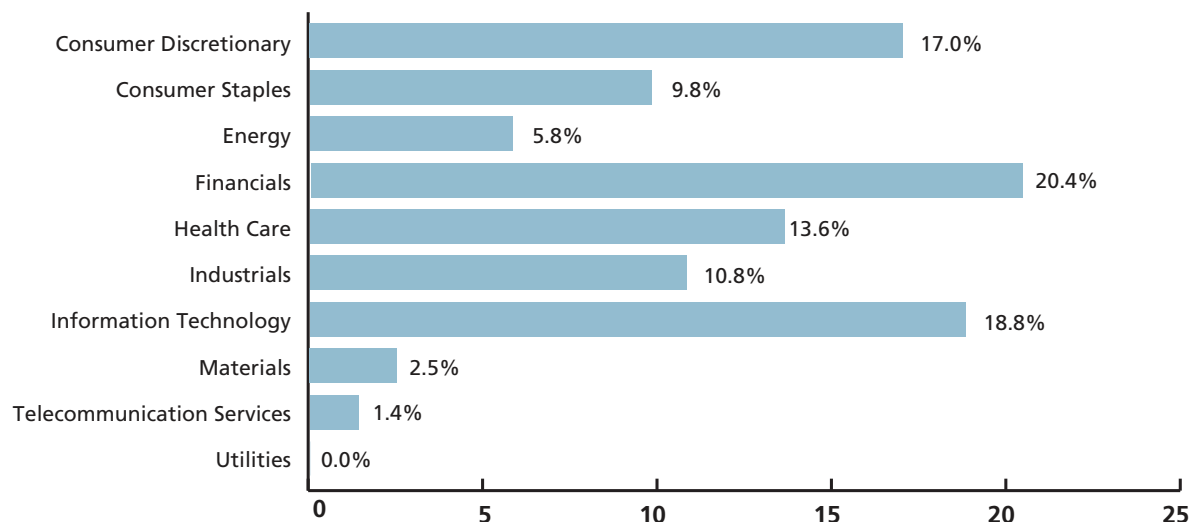


TABLE 3: Holdings⁶

TOP 10 HOLDINGS	Equity %
APPLE	3.6%
MICROSOFT	3.1%
JP MORGAN	2.8%
EXXON MOBIL	2.6%
MEDTRONIC	2.5%
ROCHE	2.5%
ALPHABET	2.5%
BLACKROCK	2.3%
PEPSICO	2.2%
HOME DEPOT	2.0%

FIGURE 3: Sector Breakdown⁶



⁶ Weightings in holdings, sector breakdown and geographical breakdown are indicative only and may change subject to the discretion of the Manager. Due to rounding some totals may not equal 100%.

The MSCI sourced information is the exclusive property of MSCI Inc. (MSCI). Without prior written permission of MSCI, this information and any other MSCI intellectual property may not be reproduced, disseminated or used to create any financial products, including any indices. This information is provided on an 'as is' basis. The user assumes the entire risk of any use made of this information. MSCI, its affiliates and any third party involved in, or related to, computing or compiling the information hereby expressly disclaim all warranties of originality, accuracy, completeness, merchantability or fitness for a particular purpose with respect to any of this information. Without limiting any of the foregoing, in no event shall MSCI, any of its affiliates or any third party involved in, or related to, computing or compiling the information have any liability for any damages of any kind. MSCI and the MSCI indexes are services marks of MSCI and its affiliates.

The holding of the fund and the breakdowns are indicative in nature and have been provided for illustrative purposes only. Please note the Fund Manager has full discretion to change these holdings and weightings at any point in time, as outlined in the fund documentation. Indicative information should not be relied on by potential investors to make investment decisions.

Risk Warnings/Important Information: Further information in relation to risks is provided in the Fund Prospectus, Supplement, and Key Investor Information Document.

WARNING: Past performance is not a reliable guide to future performance.

WARNING: If you invest in this product you may lose some or all of the money you invest. The value of your investment may go down as well as up. This product may be affected by changes in currency exchange rates.

This Fund Factsheet is not intended to be comprehensive and is designed to provide summary information to existing investors in the Davy Ethical Equity Fund. It does not constitute an offer or solicitation for the purchase or sale of any financial instrument, trading strategy, product or service and does not take into account the investment objectives, knowledge and experience or financial situation of any particular person. Investors should obtain advice based on their own individual circumstances before making an investment decision. Investors should be aware that some of the Directors of the Company (Davy Funds plc) are also employed by the Investment Manager, Promoter and the Distributor. Further information in relation to the management of potential conflicts of interest is available upon request. Investors should also read the Prospectus, Supplement and Key Investor Information Document for the Fund prior to making a decision to invest, and for full information on the Fund including, fees, risks and conflicts of interest. These documents are available from Davy, Davy House, 49 Dawson Street, Dublin 2.

Davy Asset Management

Davy House, 49 Dawson Street, Dublin 2, Ireland
 T +353 1 614 8874
 assetmanagement@davy.ie

www.davyassetmanagement.com

ASSET MANAGEMENT | CAPITAL MARKETS | CORPORATE FINANCE | PRIVATE CLIENTS | RESEARCH

Davy Asset Management Limited, trading as Davy Asset Management, is regulated by the Central Bank of Ireland.